





## *Economics Is Everywhere Game*

In this game, you will examine photographs to identify examples of economic concepts. For each round, write the economic concept in the blank. In **Rounds 1 and 2**, record three examples of that economic concept. In **Round 3**, circle the letter that represents the decision, opportunity cost, and tradeoff for each matching placard. In **Round 4**, complete the prompt in the corresponding box. After each round, record the points your pair earned in the “Scoring” section.

Placard	Round 1	Round 2	Round 3
	Economic concept:	Economic concept:	Economic concept:
 <p style="text-align: right;"><b>2A</b></p>			Decision:     1   2   3  Opportunity cost:     1   2   3  Tradeoff:     1   2   3
 <p style="text-align: right;"><b>2B</b></p>			Decision:     1   2   3  Opportunity cost:     1   2   3  Tradeoff:     1   2   3
 <p style="text-align: right;"><b>2C</b></p>			Decision:     1   2   3  Opportunity cost:     1   2   3  Tradeoff:     1   2   3
 <p style="text-align: right;"><b>2D</b></p>			Decision:     1   2   3  Opportunity cost:     1   2   3  Tradeoff:     1   2   3

Placard	Round 1	Round 2	Round 3
	Economic concept:	Economic concept:	Economic concept:
 2E			Decision: 1 2 3 Opportunity cost: 1 2 3 Tradeoff: 1 2 3
 2F			Decision: 1 2 3 Opportunity cost: 1 2 3 Tradeoff: 1 2 3
 2G			Decision: 1 2 3 Opportunity cost: 1 2 3 Tradeoff: 1 2 3
 2H			Decision: 1 2 3 Opportunity cost: 1 2 3 Tradeoff: 1 2 3
<b>Round 4</b>	Placard ____ best illustrates Point <i>E</i> on the PPF because		

**Scoring**

\_\_\_\_\_ + \_\_\_\_\_ + \_\_\_\_\_ + \_\_\_\_\_ = \_\_\_\_\_  
 Round 1            Round 2            Round 3            Round 4            **Total points**